




**UN Environment
World Conservation Monitoring Centre**

MAPPING OF THE CURRENT AND POTENTIAL USE OF BIODIVERSITY INDICATORS ACROSS INTERGOVERNMENTAL PROCESSES

Katherine Despot-Belmonte

Context

Parties to the Convention on Biological Diversity (CBD) invited biodiversity-related conventions as well as intergovernmental organizations and others to *'make the best use of biodiversity indicators, including through the Biodiversity Indicators Partnership, for the regional and global assessments in order to maximize synergy, ensure relevance to policy and reduce the multiplicity of global indicators'* (**Decision XIII/28**)



Project summary

Promote the synergistic use of global biodiversity-related indicators across relevant intergovernmental processes.

The final output highlights where there is consistency in current use of biodiversity-related indicators in global indicator frameworks.

In addition, the table shows the potential for future synergies ahead of reviews of SDG indicators and the development of the global post-2020 framework for biodiversity.

Project funded by the Finnish Government



Ympäristöministeriö
Miljöministeriet
Ministry of the Environment

Outcome

Global indicators with the greatest potential for use in monitoring goals and targets across multiple intergovernmental processes are used consistently to demonstrate status and trends with respect to biodiversity



UNEP-WCMC developed an amalgamated list of indicators from a range of indicator lists including:


- CBD list of indicators for the Strategic Plan for Biodiversity 2011-2020
- SDG indicators (Tier I, II, III)
- Ramsar list of indicators for the Strategic Plan 2016-2024
- CITES - indicators produced by the CITES secretariat
- CMS list of indicators for the Strategic Plan for Migratory Species 2015-2023
- IPBES - core and highlighted lists of indicators IPBES assessments
- Additional indicators not included in the above lists (e.g. from recent scientific papers and technical reports)



The final output

Theme	Indicator name	CBD Aichi Targets	SDG Targets	Ramsar Targets	CITES Targets	CMS Targets	IPBES Assessments
Agriculture	Trends in potentially environmentally harmful elements of government support to agriculture (producer support estimate)	3	2.4	13		4	
	Areas of agricultural land under conservation agriculture	7	2.4	13			Y
	Nitrogen + Phosphate Fertilizers (N+P2O5 total nutrients)	8	12.4	13			
	Nitrogen Use Efficiency	8	2.4	13			
	Proportion of agricultural area under productive and sustainable agriculture	7	2.4.1	13			
Finance, research and knowledge	Biodiversity Barometer	1	12.8	11, 16	3.2	1	Y
	Growth in Species Occurrence Records Accessible Through GBIF	19	14.a, 17.6	14	1.5	15	Y
	Funding committed to environmental research	19	15.a	17	2.1, 2.2	16	Y
	Funding for species protection	12	15.a	17	2.1, 2.2	16	Y
	Funding provided by the Global Environment Facility	20	15.a	17	2.1, 2.2	16	Y
	Funding towards environmental education	1	15.a, 15.b	17	2.1, 2.2	16	Y
	Global funding committed towards environmental policy, laws, regulations and economic instruments	20	15.a	17	2.1, 2.2	16	Y
	Information provided through the financial reporting framework, adopted by COP decision XII/3	20	15.a, 15.b	17	2.1, 2.2	16	
Human well-being	Index of Linguistic Diversity	18	1.4	10		14	
	Mortality rate attributed to unsafe water, unsafe sanitation and lack of hygiene (exposure to unsafe WASH services)	8	3.9.2	2			
	Proportion of population using safely managed drinking water services	14	6.1.1	2			
Marine & freshwater habitats	Continuous Global Mangrove Forest Cover for the 21st Century	5	15.1	9, 7		7, 10	
	Living Planet Index (trends in target and bycatch species)	6	14.2			7, 10	
	Marine Trophic Index	6	12.2, 14.2		1.4	5, 6	
	MSC Certified Catch	6	14.7			5, 6	Y
	Ocean Health Index			2, 9			
	Proportion of fish stocks within biologically sustainable levels			13	1.4	5, 6	Y

http://wcmc.io/global_indicator_synergies




Relevance to SDGs and the IAEG-SDGs

Identified potential proxy indicators for SDG Targets

- 2.4
- 8.4
- 12.2, 12.4, 12.8
- 14.1, 14.2, 14.7
- 15.a, 15.b



Identified 76 relevant indicators for SDG Targets



Find the global indicator synergies mapping table here:
http://wcmc.io/global_indicator_synergies

For further information contact:

Katherine.Despot-Belmonte@unep-wcmc.org

